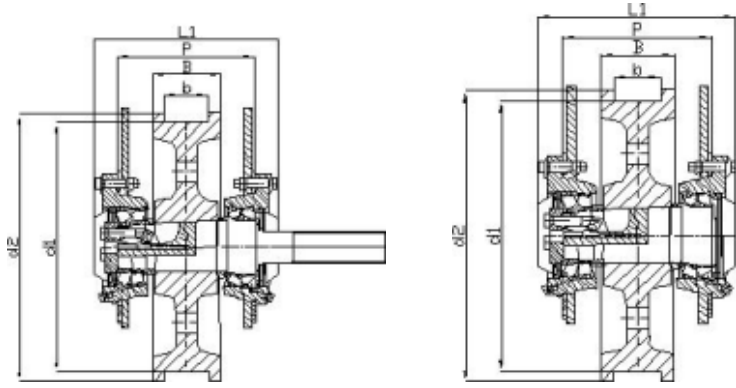
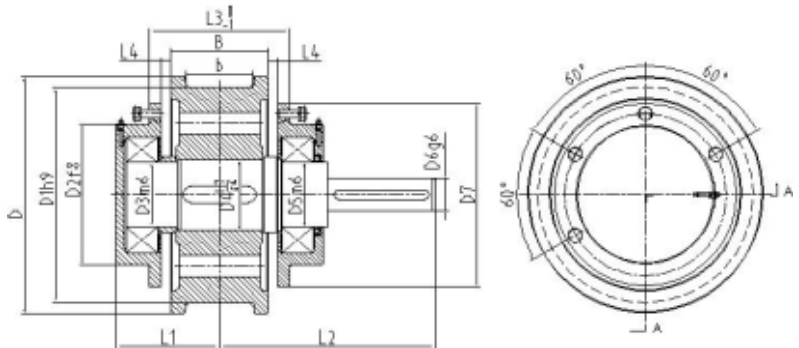


## DMG type crane wheel assemble



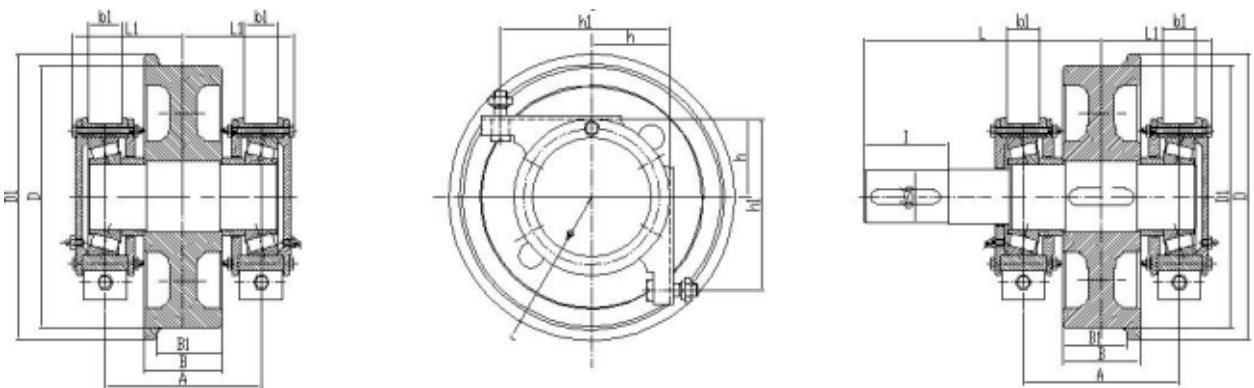
d1	b	d2	bearing	shaft	weight	L1	P
160	max75	190			22	20	20
200	max75	230	22210	50	27	25	25
250	max80	282			55	25	25
315	max90	350	22215	70	75	35	35
400	60-90	440	22315	75	116	40	40
	85-105				120	50	50
500	60-100	540	22318	90	170	55	55
	95-130				180	60	60
630	75-130		23222	130	350	65	65
	100-160		24026		380		

## European type crane wheel assemble



Model	D	D1	D2	D3	D4	D5	D6	D7	L1	L2	L3	L4
200	230	200	120	50	55	50	40	180	101	195	136	12
250	280	250	150	60	65	60	40	210	120	235	174	12
315	355	315	180	70	75	70	45	250	145	237	200	15
400	440	400	260	120	130	120	60	340	192	408	260	22

## Standard type crane wheel assemble



D	D1	B	d	s	d1	d2	D2
160	190	85-100	45-55	20	70-85		≅120
200	230	85-100	60-80	20	95-125		≅160
250	280	85-110	70-90	25	110-140	20	≅210
315	355	95-130	100-110	30	160-190	25	≅265
350	380	95-130	100-110	30	160-190	25	≅295
400	440	100-150	110-120	35	175-205	35	≅340
500	540	105-200	120-140	40	190-220	40	≅430
630	680	120-210	140-170	45-60	220-285	50	≅560
710	760	150-210	150-190	50-65	240-300	55	≅630
800	850	150-210	160-200	50-70	255-320	60	≅710
900	950	150-210	170-230	55-75	270-365	65	≅800